

# Letter Race

Activity 1



**Objectives:** To reinforce letter recognition and phonics skills through a fun and interactive car-themed activity.

**Key Learning Areas:** Language and Literacy

**Materials:** Racing track printout, A-Z letter cards, Car counters


## Set-up:

- Print and prepare the race track template.
- Place the letter cards face down in a pile.

## How to play:

- a. Select a letter card from the pile.
- b. Ask the child to identify the letter and say its sound.
- c. Place the car or car-shaped counter on the starting line of the race track.
- d. Encourage the child to drive the car along the track, saying the letter sound repeatedly as they move forward.
- e. Cheer them on and celebrate when they reach the finish line!






# Racing Track



Letters - print and cut



Letters - print and cut



# Car Counters - print and cut



# Sight Words

Activity 2



**Objectives:** To reinforce sight word recognition through an engaging car-themed activity.

**Key Learning Areas:** Language and Literacy

**Materials:** Racing track printout(p2), Sight word cards or list of sight words, Car counters

## Set-up:

- Print and prepare the race track template with sight words.
- Place the sight word cards or list of sight words within reach.

## How to play:

- a. Select a sight word card or choose a sight word from the list.
- b. Show the sight word to the child and ask them to read it aloud.
- c. Place the car or car-shaped counter on the starting line of the race track.
- d. Encourage the child to drive the car along the track, reading the sight word aloud as they move forward.
- e. Celebrate their success when they reach the finish line!

in you it see

because

down at like to

with

and for we go

their

on can I my

about

a the is up

from

# Racing Adventure

Activity 3



**Objectives:** To encourage creativity and storytelling skills through a car-themed adventure story.

**Key Learning Areas:** Language and Literacy

**Materials:** Printable story template, colouring materials, some imagination!

## Set-up:

- Print and provide the story template to the child.
- Ensure coloring materials are readily available.

## How to play:

- a. Ask the child to imagine an exciting race car adventure.
- b. Prompt them to think about the characters, settings, and challenges they might encounter.
- c. Encourage the child to use their creativity to draw and color the race cars, characters, and scenes on the story template.
- d. Assist them in writing or dictating their story, describing the adventure in words.



# STORY TEMPLATE


Title: \_\_\_\_\_


1

2

3

4





# CARS LITERACY ACTIVITIES



## Recap Checklist

Discuss with your child the following points

### Activity 1: Letter Race

- What letters did you race on the track?
- Can you recall the sounds each letter makes?
- How did it feel to drive the car along the track while saying the letter sounds?

### Activity 2: Sight Words

- Which sight words did you read and race on the track?
- Can you remember the meaning of those sight words?
- How did it feel to read the words and drive the car along the track?

### Activity 3: Racing Adventure

- What was the title of your race car adventure story?
- Describe the characters, settings, and challenges in your story.
- How did it feel to create your own story and bring it to life with drawings and colors?

